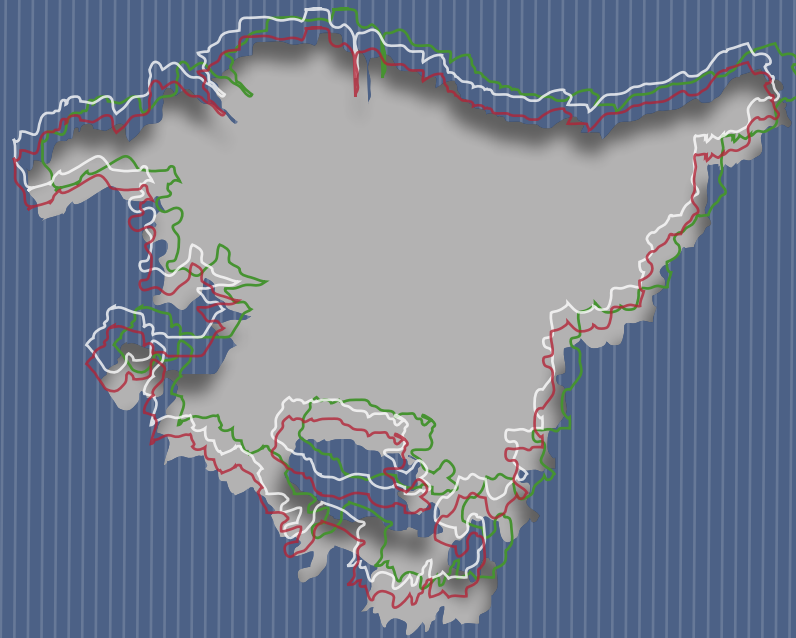


Basque development cooperation in figures 2020

Portal of the Basque Public Cooperation



Global data 2020



62 countries
in which initiatives
are carried out



215
channelling entities
(most of which are in the
Basque Country)



312
local partner entities
involved



1,156
Active projects



Of which **498**
were started in 2020



€67,253,942
Disbursed funds

Funds disbursed by agents 2020

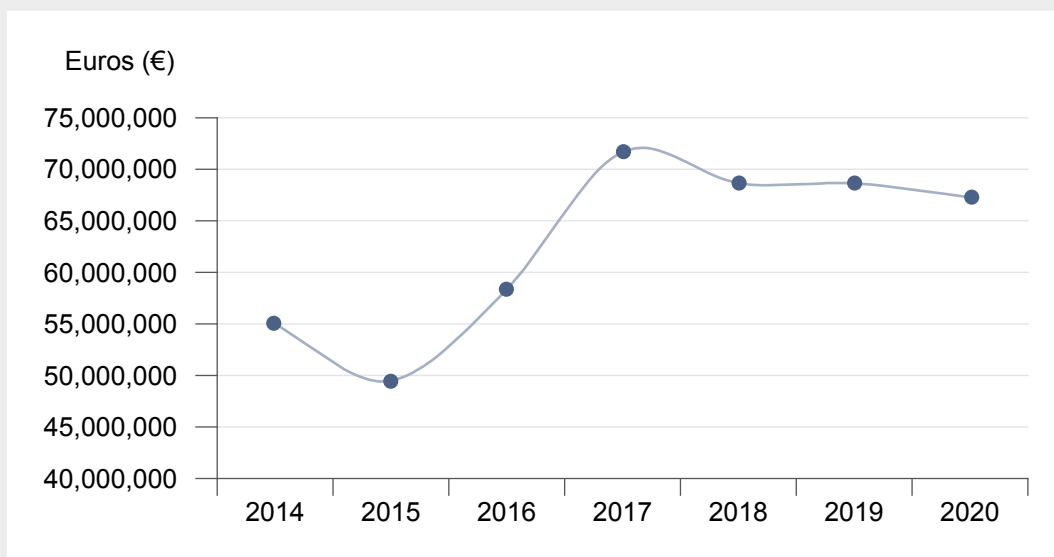
Agent	Funds (€)	Percentage (%)
Basque Government	47,686,468	70.91
Provincial Council of Bizkaia	7,234,055	10.76
Provincial Council of Gipuzkoa	4,431,334	6.59
Bilbao City Council	2,984,401	4.44
Vitoria- Gasteiz City Council	2,642,970	3.93
San Sebastian City Council	1,752,410	2.61
Provincial Council of Alava	522,304	0.78
Total	67,253,942	100.00

In 2020, Basque public institutions disbursed €67,253,942¹, earmarked for international development cooperation initiatives².

The Basque Government is the agent with the largest contributions, accounting for 70.91% of the funds in 2020, mainly through eLankidetzeta-Basque Agency for Development Cooperation.

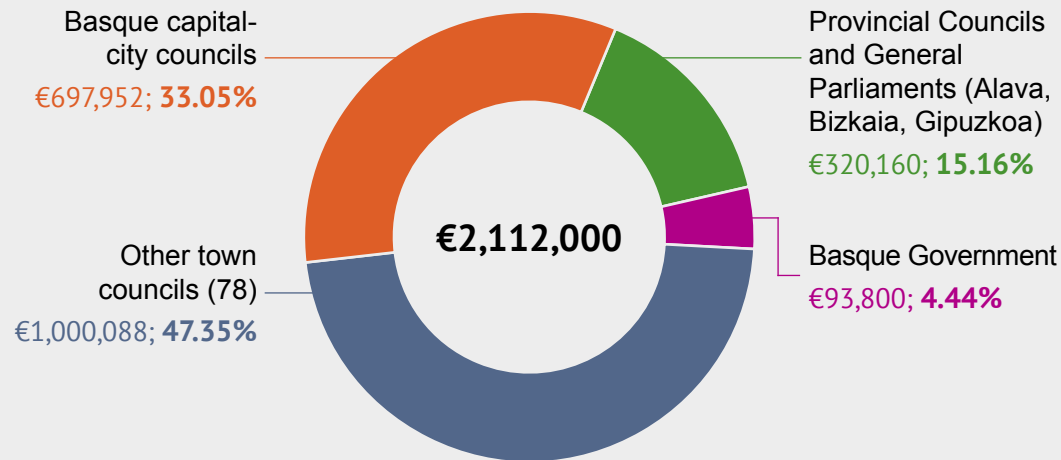
¹ This figure includes contributions from the seven institutions detailed in the table. In addition, €1,087,760 of the total €2,112,000 channelled through Euskal Fundoa (see next page) corresponds to contributions from other local councils (€1,000,088) and the General Parliaments of Alava and Bizkaia (€87,672). There are also other municipalities that have budgetary lines on cooperation that they manage directly, the data of which are not registered in the Portal.

² The pandemic situation in 2020 led to delays, rescheduling, reformulating or cancellation of some activities and calls for proposals.



Funds channelled by Euskal Fondoa 2020

Funding Entities



Destination countries

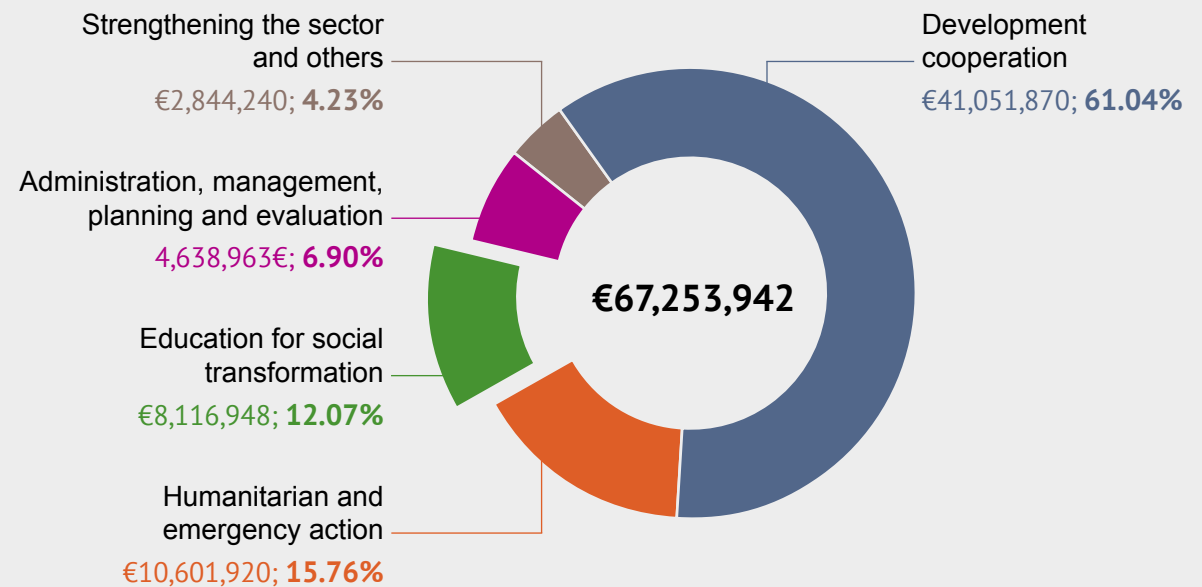
Country	Funds (€)	Percentage (%)
Guatemala	589,479	27.91
El Salvador	530,866	25.14
Nicaragua	324,539	15.37
Sahrawi Arab Democratic Republic (SADR)	291,934	13.82
Cuba	200,057	9.47
Basque Country	114,776	5.43
Multi-country or non-geographically allocable projects	60,348	2.86
Total	2,112,000	100.00

During 2020, the funds channelled by Euskal Fondoa were mostly linked to long-term projects, such as Water supply and sanitation (€1,112,120; 52.66%), Government and civil society (€371,295; 17.58%), or Other social services and infrastructures (€252,925; 11.98%).

Funds disbursed by modalities 2020

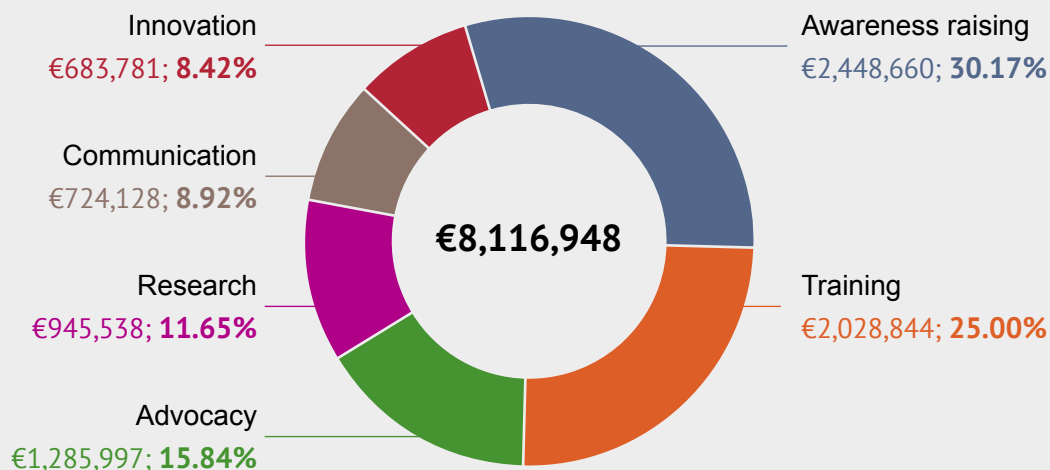
In 2020, 61.04% of funds disbursed went to the Development cooperation modality, followed by Humanitarian and emergency action with 15.76% of funds.

The modality of Education for social transformation, linked to the concept of Global citizenship education, and characteristic of Basque cooperation, accounted for 12.07% of the funds. It includes educational, communication, cultural, research processes and actions, etc. aimed at fostering a critical citizenship that is aware of inequalities, as well as promoting equitable and supportive practices that generate individual and collective changes.



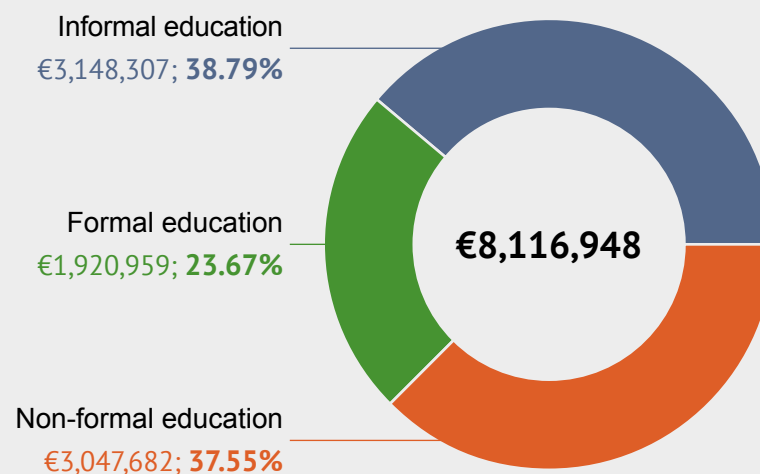
Funds disbursed in Education for social transformation 2020

Intervention strategy

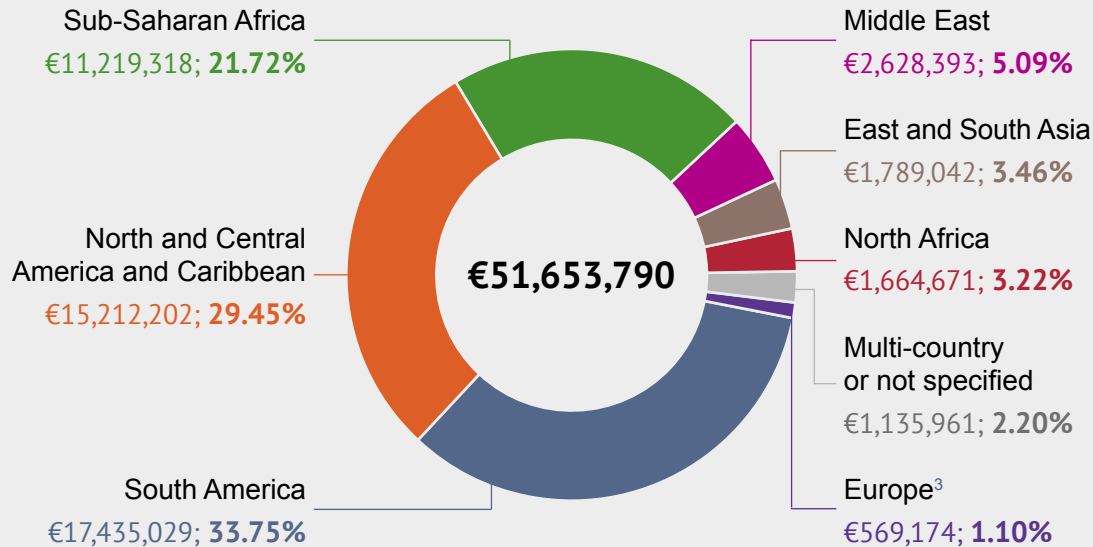


Of the resources disbursed in the modality of Education for social transformation (€8,116,948), more than half (55.17%) went to awareness-raising and training strategies. Informal education and non-formal education were the areas of action that received most of these funds (76.34%).

Sphere of action



Funds disbursed by geographical area and country 2020

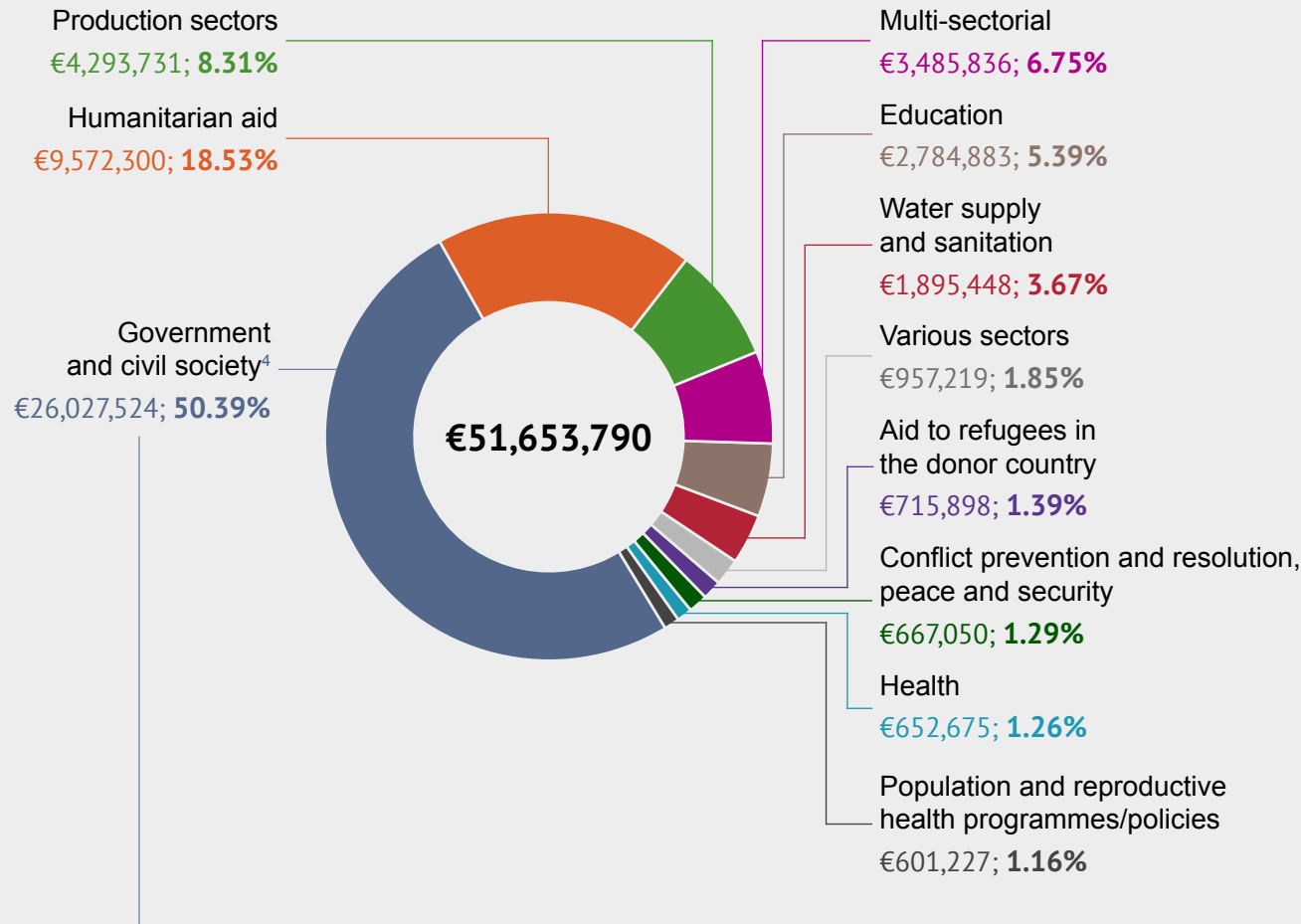


³ Europe: this includes mainly refugee aid projects in Bosnia and Herzegovina, Greece and Serbia.

Of the funds allocated to the Development cooperation and Humanitarian and emergency action modalities (€51,653,790), the Americas (including both South and North America, Central America and the Caribbean) was the geographical area that received the largest volume of funds in 2020 (63.2%). The 15 countries that received the most funds (accounting for 75.24% of total funds) are those shown in the table.

Country	Funds (€)	Percentage (%)
Peru	5,709,572	11.05
Guatemala	5,046,463	9.76
Colombia	4,404,746	8.52
Bolivia	3,428,180	6.63
El Salvador	2,776,183	5.37
Mexico	2,312,088	4.47
Senegal	2,138,330	4.14
Ecuador	1,987,621	3.85
Cuba	1,853,234	3.59
Democratic Republic of Congo	1,732,975	3.35
India	1,704,043	3.30
Arab Sahrawi Democratic Republic (ASDR)	1,644,671	3.18
Honduras	1,511,988	2.93
Palestine	1,340,993	2.59
Nicaragua	1,296,451	2.51
Total 15 countries	38,887,538	75.24

Funds disbursed by sector 2020



Of the funds allocated to the Development cooperation and Humanitarian and emergency action modalities (€51,682,624), 77.23% are distributed among 3 DAC sectors⁵: Government and civil society; Humanitarian aid; and Production sectors.

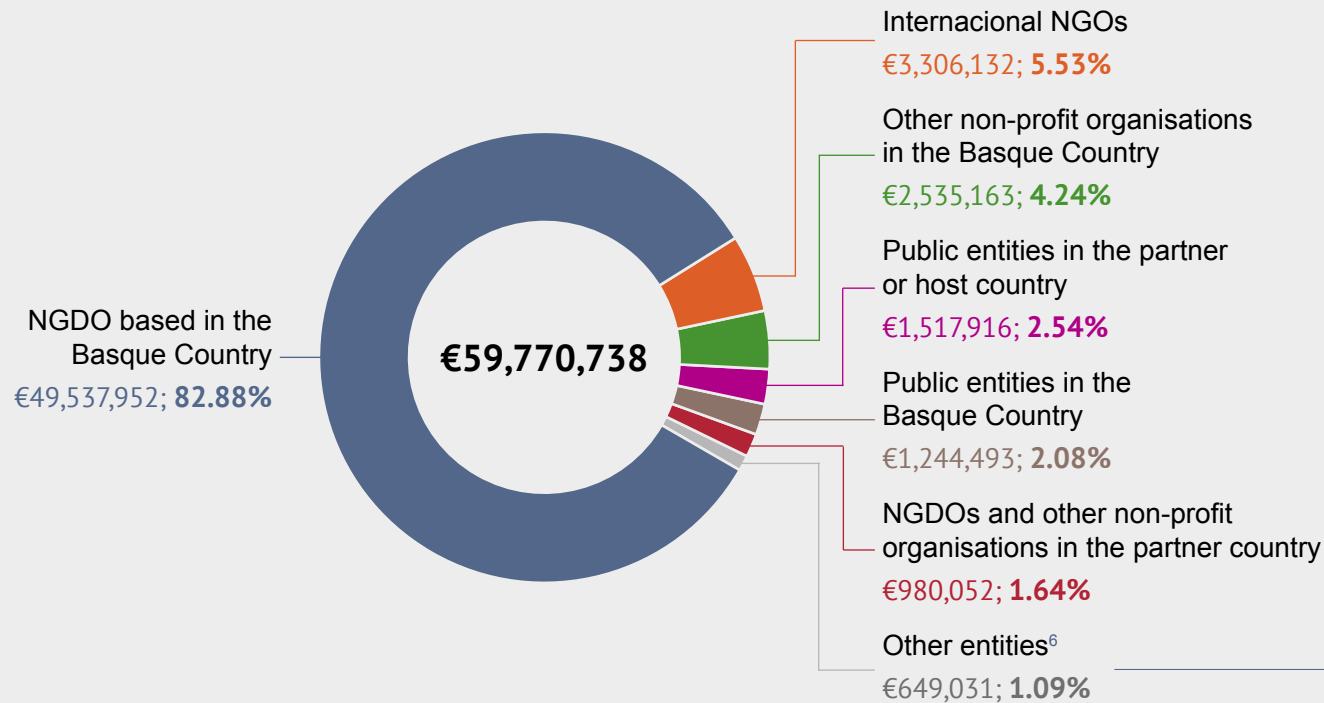
⁵ The DAC sectors are a classification of possible sectors for action, standardised by the Development Assistance Committee (DAC) of the Organisation for Economic Co-operation and Development (OECD).

⁴ Within the sector Government and civil society, the main sub-sectors are, by size:

- Women's equality organisations and institutions (€9,101,602),
- Human rights (€6,949,149),
- Combating violence against women and girls (€6,085,149),
- Democratic participation and strengthening of civil society (€3,658,723).



Funds disbursed by type of channelling entity 2020



The funds disbursed in the modalities of Development cooperation, Humanitarian and emergency action, and Education for social transformation, totalling €59,770,738, were mainly channelled by NGDOs in the Basque Country (82.88%).

⁶ Other entities include: United Nations; Public universities in the donor country; Private universities, private schools and private research centres; Private sector entities in the donor country; For-profit entities in the donor country (companies/consultancies, etc.); Other entities; and unspecified entities.



Funds disbursed by channelling entities 2020

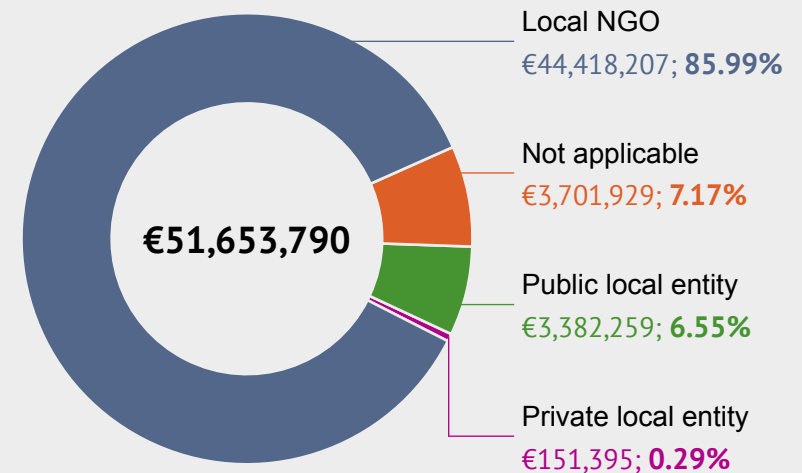
The following table shows the 15 entities that channel a greater volume of funds earmarked for the modalities of Development cooperation, Humanitarian and emergency action, and Education for social transformation, totalling €59,770,738:

Channelling entities	Funds (€)	Percentage (%)
Alboan Foundation	3,685,211	6.17
Mundubat Foundation	3,249,074	5.44
UNICEF Spanish National Committee	2,976,132	4.98
Zabalketa Association	2,130,024	3.56
Paz y Solidaridad de Euskadi Foundation	1,909,925	3.20
Mugarik Gabe	1,883,296	3.15
Setem Hego Haizea	1,835,592	3.07
Medicus Mundi Gipuzkoa	1,802,205	3.02
Nazioarteko Elkartasuna - Solidaridad Internacional	1,711,146	2.86
KCD, Kultura, Communication y Desarrollo	1,562,281	2.61
Peru Public Health Ministry	1,517,916	2.54
Oxfam Intermon	1,370,037	2.29
Mugen Gaietik	1,361,968	2.28
Bizilur	1,257,485	2.10
PROCLADE YANAPAY	1,212,620	2.03
Total 15 channelling entities	29,464,911	49.30

Funds disbursed by type of local partner 2020

85.99% of the funds disbursed in the Development cooperation and in the Humanitarian and emergency action modalities (€51,653,790) are implemented in collaboration with Local NGOs in the partner country, being the Public local entities the next most common type of local partner (6.55%)

The “Not applicable” category groups projects of the aforementioned modalities that do not have a local partner as such, and are implemented directly by the channelling entity, which may be an NGDO or non-profit entity in the destination country, an international NGO, or an NGDO or non-profit entity based in the Basque Country.



Funds disbursed by local partners 2020

The table lists the 15 local partner entities that have participated in initiatives with the largest volume of funds, within the modalities of Development cooperation and Humanitarian and emergency action (€51,653,790):

Local partner entities	Country	Funds (€)	Percentage (%)
Asociación Cubana de Técnicos Agrícolas y Forestales (ACTAF)	Cuba	1,460,115	2.83
Fundación Maquita Cushunchic Comercializando como Hermanos (MCCH)	Ecuador	1,123,208	2.17
Sahrawi Red Crescent Society	Arab Sahrawi Democratic Republic (ASDR)	1,087,273	2.10
Centro de investigación y promoción popular (CENDIPP)	Peru	933,375	1.81
UN Relief and Works Agency for Palestine Refugees in the Near East (UNRWA)	Palestine	921,404	1.78
Fundación Yapawayra	Colombia	615,259	1.19
Union of Palestinian Women´s Committees	Palestine	613,330	1.19
Centro de Capacitación y Servicio para la Integración de la Mujer (CECASEM)	Bolivia	610,696	1.18
Desarrollo Tecnológico y Servicios Comunitarios El Puente	Mexico	605,355	1.17
Cáritas arquidiocesana del Cusco	Peru	599,757	1.16
Fundación Servicio Jesuita a Refugiados para Latinoamérica y el Caribe (JRS-LAC)	Colombia	594,274	1.15
Asociación de Servicios Comunitarios de Salud (ASECSA)	Guatemala	567,074	1.10
Red Andina de Desarrollo y Corresponsabilidad (CODENET)	Peru	550,000	1.06
Centro de la Mujer Peruana Flora Tristán	Peru	495,117	0.96
CREA	India	479,940	0.93
Total 15 local entities		11,256,176	21.79

